



Take Control.
Manage your prescriptions online.

Blue Cross of Idaho Rx makes managing your prescription drugs easier than ever.

- Get details about your benefits
- Find a pharmacy near you
- Check the cost of a medication
- Manage your specialty and mail-order prescriptions
- Sign up for automatic mail-order refills

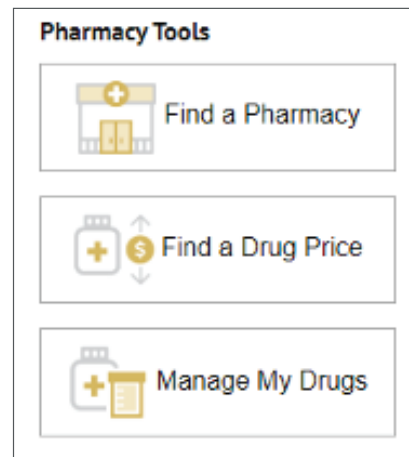
Step 1:

Log in to members.bcidaho.com

Step 2:

Select **Pharmacy** from the top menu

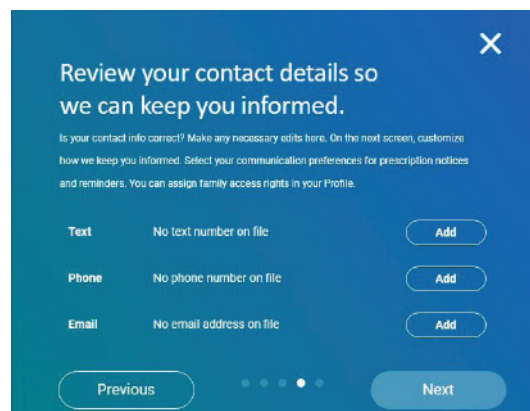
From here, you can use the quick-access buttons to find an in-network pharmacy near you, check the cost of a drug or manage your prescriptions. You can also get answers to common questions about prior authorizations and filing claims.



Account Information

The first time you visit, you will need to update your account and payment information. You can also choose how you would like to get messages.

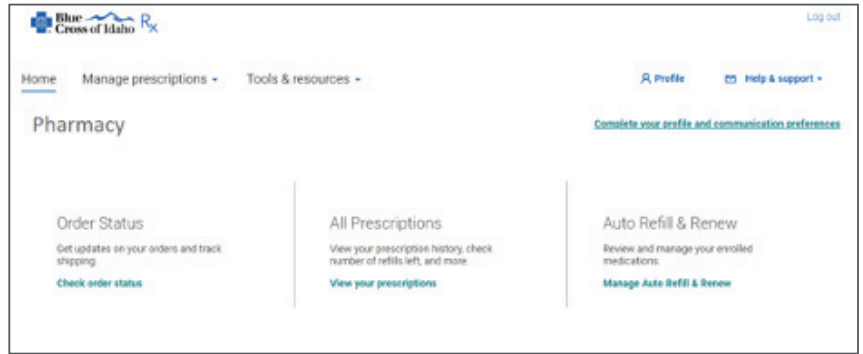
You can always update your account by selecting **Profile** at the top right.



Home Menu

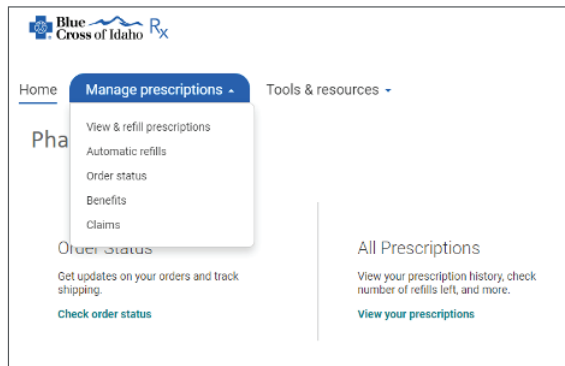
Select **Home** from the top menu to:

- Check the status of your prescription orders
- See the history of your prescriptions
- Manage your auto refills and prescription renewals



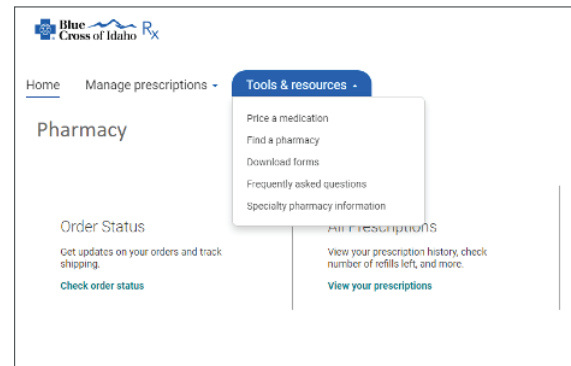
Manage Prescriptions

Select **Manage Prescriptions** to find more detailed information on your prescriptions, including order status, benefits and claims.



Tools and Resources

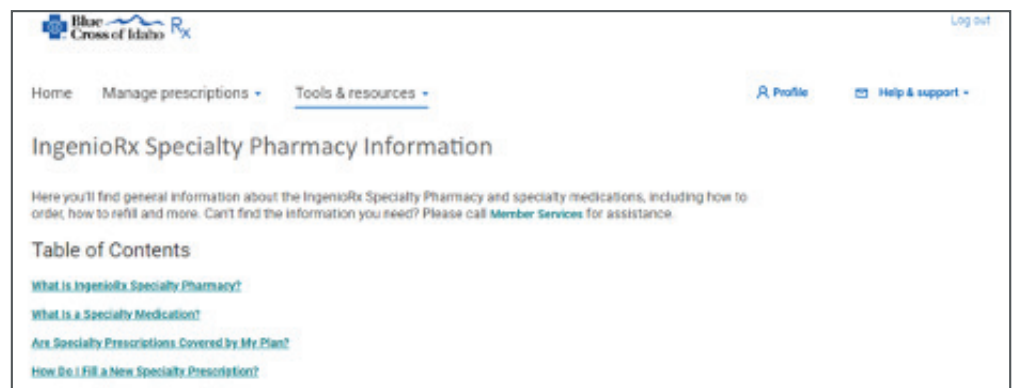
Select **Tools and Resources** to get help finding a pharmacy or forms, or for answers to common questions, including help with specialty pharmacy.



Mail Order and Specialty Pharmacy

Manage your mail-order and specialty prescriptions easily by selecting:

- **Manage My Drugs**
- or
- **Order Status**
- or
- **All Prescriptions**
- or
- **Auto Refills and Renewals**



Get answers to common questions by selecting **Specialty pharmacy information** under the **Tools and Resources** tab.

Need more help?

Talk to a customer advocate by calling the Blue Cross of Idaho Rx number on the back of your member ID card.